

IRSA Products for Stages and Photostudios

Surface protection product: Stage Varnish WL water-based



Stage varnish, WL, (water-based), black, very mat, non reflective
Environmentally-friendly

Surface protection product: Stage Oil



Basic Colour, black, for stages

Water-based, solvent-free colour primer, the subsequent coat has to be with IRSA Design-Colour Oil.



Z-157.10-31

IRSA Design Colour Oil, black, for stages

Test certificate/test results of IRSA Design Colour Oil:

Migration behaviour: The extreme values as per EN 71-3 were maintained for all elements.

Spit and sweat resistance: On contact with substances that simulate spit and sweat as per DIN 53160 no leaching of colour pigments was ascertained. The product is authorized under the DIBT Number Z-157.10-31.

The dried coat fulfills the demands of normal flammable building components (Building material Class DIN 4102-B2 and/or class E fl in accord. to DIN EN 13501-1).

It contains natural raw materials, like plant-based oils and resins as well as isoaliphatic hydrocarbons and is free of biocides and poisonous substances

Approved by building authorities Dibt-licence: Number Z-157.10-31

VOC-Product identification from 2007: 2004/42/2 A(f)700;700 g/l <700 g/l

Cleaning



IRSA Aqua Cleaner 5000

The varnished or oiled ultra black mat treated floor should only be cleaned and maintained, by using a moist (i.e. a very well wrung out cloth – no wetness should be left on the surface), as maintenance products produce a gloss (build-up of film) on the surface.

Therefore, the IRSA AQUA CLEANER 5000 is the most suitable product for a quick and hygienic clean of the stage floor. IRSA Basic Cleaner G88 is used, to remove persistent dirt and for a general basic clean.


General Information

Stage floors need to be protected in such a way that, despite the heat from the spotlights, the floor does not dry out, but maintains its "elasticity". (The upright annual rings are not broken away, due to the heavy weights, e.g. due to stage wheels or scenery; when adhesive tape or duct tape is stripped off. This hardly causes any surface chips to be pulled off). Hence the durability of the stage flooring is increased considerably.

The drying times given are based on normal conditions (+20°C and 55% rel. humidity). High humidity and lower temperatures delay the drying process. Attention should be paid to good ventilation.

In general, a test coat should be carried out in advance. Further details can be obtained from our technical data sheets, the product labelling and the full declaration of the before mentioned products.

Further detailed information can also be found on www.irsa.de/download (full declaration, cleaning instructions, etc.)



www.irsa.de

IRSA Lackfabrik Irmgard Sallinger GmbH - An der Günz 15
D-86489 Deisenhausen Tel. +49 8282 8944-0 - info@irsa.de - www.irsa.de

IRSA

[Your professional surface]

Stage Protection
ultra black and very-mat sealing or oiling

Stage- and Photostudio-Floor Protection

Two convincing systems for the surface protection of stage- or photo studio flooring: sealing or oiling

very-mat, non-reflective, solid black covering, quick & easy to repair



IRSA Stage Varnish, Komische Oper, Berlin

Seal with IRSA Stage Varnish WL (water-based) or oil with IRSA Design Colour Oil (Primer with IRSA Basic Colour, water-based):

- **very-mat, non-reflective**
- **solid black covering**
- **quick and easy to repair**

The exact choice of materials and the application of a protection system that exactly meets the needs of a theatre are important requirements for a high quality stage or photostudio floor.

The very-mat approach of the surface protection system causes the incidence of light to be broken up and avoids mirroring and/or reflective light to a large extent.

For this reason, a surface protection system was found for e.g. the Gürzenich stage (Cologne), Komische Oper (Berlin) or for the Theatre Pumpenhaus (Münster). This gave absolutely no reflection from the stage lighting, the existing, or the new wooden block flooring. The new wooden block flooring was completely coated in deep black colour and the black mat coat on the stage surface can be easily and quickly partially re-

paired at any time, because this needs to be done continually, due to the extremely heavy wear and tear - because no shiny additional protective care film can be added. On the contrary, the floor should only be cleaned – not cared.

A solution to this problem is offered by the very-mat, black cover coating IRSA Stage and Photostudio Varnish WL, water-based. If a more oil solution is sought, then the IRSA products are the right choice. IRSA Basic Colour black (water-based primer) with a subsequent treatment of IRSA Design Colour Oil black (for stages) are ideal for the job. The black oiled surface however does not appear quite as very-mat as with the IRSA Stage Varnish WL (water-based).

Above all, important with stage surface protection products is that the stage flooring is sealed or oiled in such a manner that despite the high temperatures emitted by the stage lighting, the floor does not dry out, but maintains its "elasticity".

IRSA is your competent partner for water-based varnishes and traditional sealants. Oils, waxes, maintenance products and accessories for wood, parquet and cork floors.



IRSA® WATER-BASED VARNISH OR OIL FOR YOUR STAGE ?

REPAIRABILITY

Theatre stages not only suffer heavy wear and tear between events at the hands of the fork lift trucks which are used to help build-up the scenery. However, sometimes while removing tape or duct tape, part of the surface protection gets pulled off as well. For this reason, it is possible that in many places on the black coloured surface, small areas of more or less blank wood can shine through.

Despite the repairs necessary on the stage flooring, no time is available between the different events for time consuming sanding work and the long drying times involved for the varnishes or oils.

The black mat surface needs to be able to be partially repaired easily and quickly at any time, as the extreme degree of wear and tear can make this necessary.

IRSA offers a thoroughly well-thought-out surface protection system for stages and photo studio flooring: Protection using sealants or oils with easy repair possibilities and reliable cleaning.

To market unusual specialities successfully means a successful knowledge and recognition of the customer's requirements: Very-mat black stage surface protection agents which are suitable and easy to use for first-time treatment and repair work and which can be reliably cleaned, by using the complementary cleaning products, i.e. the IRSA product range, which offers a thoroughly well-thought-out overall system for stages.




IRSA Stage Varnish, Gürzenich, Köln



IRSA Stage Varnish, Theatre „Pumpenhaus“, Münster

IRSA Stage Varnish or IRSA Stage Oil



Very-mat, black coating, non-reflective:

Apply 3 x approx. 120/m², IRSA Stage Varnish WL (water-based).
The ready-to-use, black coating and very-mat IRSA Stage Varnish WL (water-based) is used as a primer and top coat. The product is environmentally-friendly. or:
Very-mat, black coating, non-reflective: Apply 3 x approx. 120/m², IRSA Stage Varnish WL (water-based).
The ready-to-use, black coating and ultra-mat IRSA Stage Varnish WL (water-based) is used as a primer and top coat. The product is environmentally-friendly.



IRSA Stage Oil Mat, black coating, non-reflective:


apply 1 x 160 g/m² IRSA Basic Colour and after 12 hrs. 1 x (up to 75 g/m²) IRSA Design Colour Oil, black onto the stage surface and polish both in. Test certificate/Test results for IRSA Design Colour Oil, see overleaf.

IRSA Stage Varnish WL, before and/or after the repair

quick repair:
without any initial sanding, the damaged areas which were varnished with IRSA Stage Varnish WL are dabbed or painted over using a brush. The repair coat is dry to the touch after approx. 4 hrs. and can be walked on again.



unrepaired



repaired (under the red line)

IRSA Stage Oil, before and/or repair

quick repair:
Without any interim sanding the damaged areas of the oiled stage floor are dabbed and/or painted over using a brush. The repair coat is dry to the touch after approx. 4 hrs. and can be walked on again.



unrepaired



repaired (under the red line)

The drying times given are based on normal conditions (+20°C and 55% rel. humidity). High humidity and/or low temperature, as well as often using the product delay the drying. Attention should be paid to good ventilation (however, no draughts).